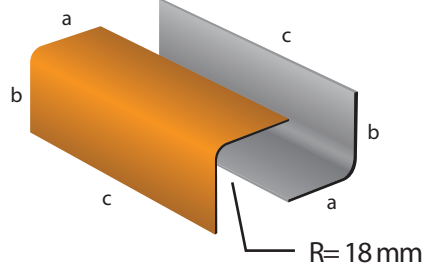


### L ŞEKLİNDE FORM

Uygun Kalınlığı 2.5 -8-10-12 mm  
Olan Siyah Kenarlı Dönüşlü Compact

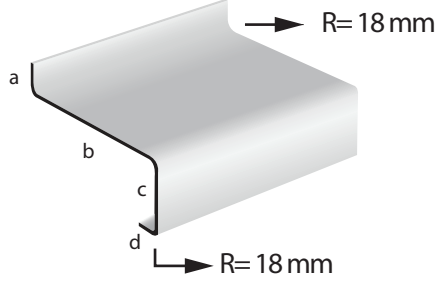
	Min	Max
a	600 mm	75 mm
b	600 mm	75 mm
c	200 mm	1100 mm



### Z ALT DÖNÜŞ ŞEKLİNDE FORM

Uygun Kalınlığı 2.5 -8-10-12 mm  
Olan Siyah Kenarlı Dönüşlü Compact

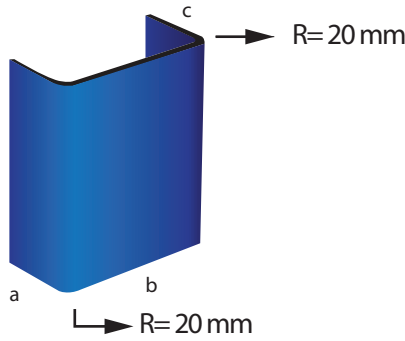
	Min	Max
a	40 mm	120 mm
b	400 mm	1000 mm
c	60 mm	250 mm
d	20 mm	100 mm



### U ŞEKLİNDE FORM

Uygun Kalınlığı 2.5 -8-10-12 mm  
Olan Siyah Kenarlı Dönüşlü Compact

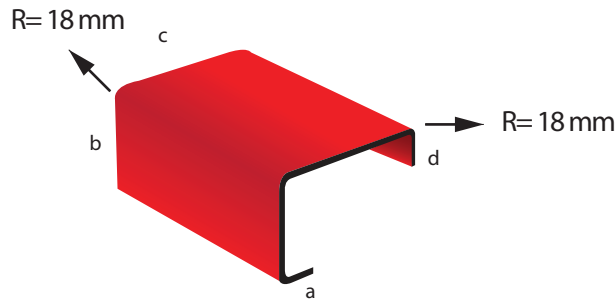
	Min	Max
a	40 mm	400 mm
b	120 mm	750 mm
c	40 mm	400 mm



### Z ALT DÖNÜŞ ŞEKLİNDE FORM

Uygun Kalınlığı 2.5 -8-10-12 mm  
Olan Siyah Kenarlı Dönüşlü Compact

	Min	Max
a	40 mm	100 mm
b	60 mm	250 mm
c	400 mm	800 mm
d	40 mm	100 mm



### Z ŞEKLİNDE FORM

Uygun Kalınlığı 2.5 -8-10-12 mm  
Olan Siyah Kenarlı Dönüşlü Compact

	Min	Max
a	40 mm	100 mm
b	40 mm	1000 mm
c	40 mm	250 mm

